



Light Efficiency:

12 Lumen/Watt

Dominant Wavelength:

463nm

Output:

192lm

Power:

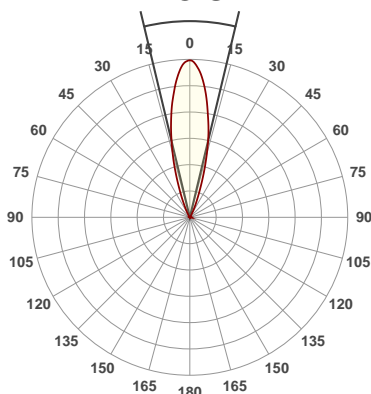
16.6W

Peak:

793cd

Beam Angle

26.9°



Product Name:

UB 12H

Test:

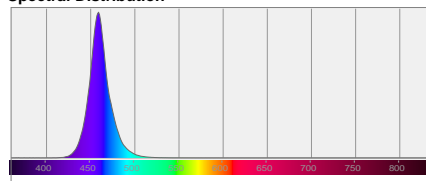
Blue

Date:

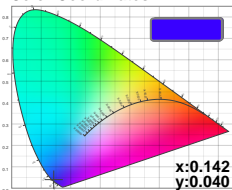
4/19/2018

Note:

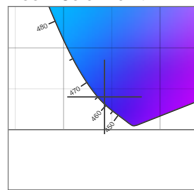
Spectral Distribution



Color Coordinates



Zoom Color Point



Distance (meter)

1

Distance (feet)

3.3

2

6.6

3

9.8

4

13.1

5

16.4

Lux*

26.9°

Foot Candles*

*measured at
center of beam

Beam Width (meter)

Beam Width (feet)

Beam Angle 50%	Field Angle 10%	Cutoff Angle 2,5%	Intensity Ratio in 120° Cone	Intensity Ratio in 90° Cone
26.9°	47°	59.6°	98.2%	97.3%

Beam Intensities from 1-20m

m	1	2	3	4	5	6	7	8	9	10	11	12	13	14	15	16	17	18	19	20
ft	3.3	6.6	9.8	13.1	16.4	19.7	23	26.2	29.5	32.8	36.1	39.4	42.7	45.9	49.2	52.5	55.8	59.1	62.3	65.6
lx	792	198	88	50	32	22	16	12	10	8	7	6	5	4	4	3	3	2	2	2
fcd	73.6	18.4	8.2	4.6	2.9	2	1.5	1.2	0.9	0.7	0.6	0.5	0.4	0.4	0.3	0.3	0.3	0.2	0.2	0.2